MU SERIES UPGRADE

Standard

- Surface-mounted device.
- Non-polar capacitor.
- Lead free reflow soldering is available.
- Flow soldering is available.

RoHS compliance



◆SPECIFICATIONS

Items	Characteristics		
Category Temperature Range	−55～+125℃		
Rated Voltage Range	16～63Vdc	100Vdc	200Vdc
Capacitance Range	0.0001～22μF(101～226)	0.001～0.1μF(102～104)	0.0001～0.1μF(101～104)
Capacitance Tolerance	±10%(K), ±20%(M)		±20%(M)
Dissipation Factor	1.5% or less(1kHz±20%, 5Vrms or less)		
Voltage Proof	Nothing abnormal shall be found, when applying 150% of the rated voltage for 1minute or 175% of the rated voltage for 1 second to 5 seconds.		
Insulation Resistance	C≦0.1μF : 3000MΩ or more (After 1 minute application of rated voltage) C>0.1μF : 300MΩ・μF or more (After 1 minute application of rated voltage)	1000MΩ or more (After 1 minute application of rated voltage)	

◆PART NUMBER

□□□	MU	□□□	□	□□□	□□	□□□□
Rated Voltage	Series	Capacitance	Capacitance Tolerance	Option	TP code	Chip Size

Code	Rated Voltage
16	16Vdc
25	25Vdc
35	35Vdc
50	50Vdc
63	63Vdc
100	100Vdc
200	200Vdc

Code	Capacitance
101	0.0001μF
682	0.0068μF
153	0.015μF
224	0.22μF
335	3.3μF
226	22μF

Code	Tolerance
K	±10%
M	±20%

Code	Chip Size
1608	1.6×0.8mm
2012	2.0×1.25mm
3216	3.2×1.6mm
3225	3.2×2.5mm
4532	4.5×3.2mm
5750	5.7×5.0mm
3245	3.2×4.5mm

◆PERMISSIBLE CURRENT FOR FREQUENCY

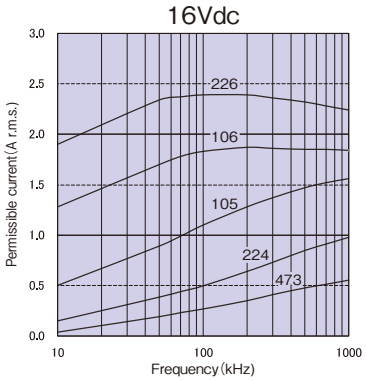

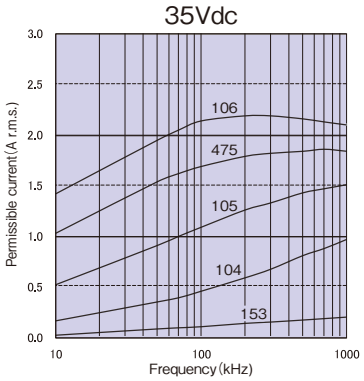

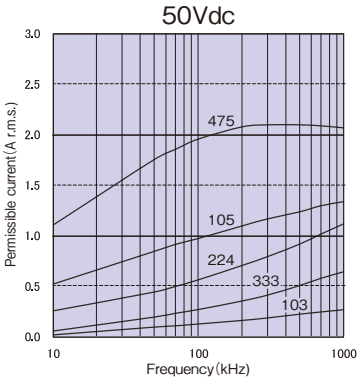

◆STANDARD SIZE

□ : Tolerance

Rated Voltage (Vdc)	Capacitance (μF)	Size L (mm)	Size W (mm)	Size H (mm)	Part No.
16	0.047	1.6	0.8	0.65	16MU473□Y11608
	0.15	2.0	1.25	1.0	16MU154□Z22012
	0.22	2.0	1.25	1.0	16MU224□Z22012
	1.0	3.2	1.6	1.4	16MU105□A23216
	1.5	3.2	1.6	1.4	16MU155□A23216
	2.2	3.2	2.5	1.8	16MU225□B23225
	3.3	3.2	2.5	2.0	16MU335□B33225
	4.7	4.5	3.2	1.4	16MU475□C14532
	6.8	4.5	3.2	1.8	16MU685□C24532
	10	4.5	3.2	2.6	16MU106□C44532
	15	5.7	5.0	1.8	16MU156□D15750
	22	5.7	5.0	2.6	16MU226□D35750
25	0.033	1.6	0.8	0.65	25MU333□Y11608
	0.10	2.0	1.25	1.0	25MU104□Z22012
	0.15	2.0	1.25	1.0	25MU154□Z22012
	0.68	3.2	1.6	1.4	25MU684□A23216
	1.0	3.2	1.6	1.4	25MU105□A23216
	1.5	3.2	2.5	2.0	25MU155□B33225
	2.2	3.2	2.5	1.8	25MU225□B23225
	3.3	4.5	3.2	1.4	25MU335□C14532
	4.7	4.5	3.2	1.8	25MU475□C24532
	6.8	4.5	3.2	2.6	25MU685□C44532
	10	5.7	5.0	1.8	25MU106□D15750
	15	5.7	5.0	2.6	25MU156□D35750
35	0.015	1.6	0.8	0.65	35MU153□Y11608
	0.022	1.6	0.8	0.65	35MU223□Y11608
	0.047	2.0	1.25	1.0	35MU473□Z22012
	0.068	2.0	1.25	0.8	35MU683□Z12012
	0.10	2.0	1.25	1.0	35MU104□Z22012
	0.47	3.2	1.6	1.0	35MU474□A13216
	0.68	3.2	1.6	1.4	35MU684□A23216
	1.0	3.2	2.5	1.4	35MU105□B13225
	1.5	3.2	2.5	2.0	35MU155□B33225
	2.2	4.5	3.2	1.4	35MU225□C14532
	3.3	4.5	3.2	1.8	35MU335□C24532
	4.7	4.5	3.2	2.6	35MU475□C44532
	6.8	5.7	5.0	1.8	35MU685□D15750
	10	5.7	5.0	2.6	35MU106□D35750
50	0.00010	1.6	0.8	0.65	50MU101□Y11608
	0.00015	1.6	0.8	0.65	50MU151□Y11608
	0.00022	1.6	0.8	0.65	50MU221□Y11608
	0.00033	1.6	0.8	0.65	50MU331□Y11608
	0.00047	1.6	0.8	0.65	50MU471□Y11608
	0.00068	1.6	0.8	0.65	50MU681□Y11608
	0.0010	1.6	0.8	0.65	50MU102□Y11608
	0.0015	1.6	0.8	0.65	50MU152□Y11608
	0.0022	1.6	0.8	0.65	50MU222□Y11608
	0.0033	1.6	0.8	0.65	50MU332□Y11608
	0.0047	1.6	0.8	0.65	50MU472□Y11608
	0.0068	1.6	0.8	0.65	50MU682□Y11608
	0.010	1.6	0.8	0.65	50MU103□Y11608
	0.033	2.0	1.25	1.0	50MU333□Z22012
	0.047	2.0	1.25	1.0	50MU473□Z22012
	0.10	3.2	1.6	1.0	50MU104□A13216
	0.15	3.2	1.6	1.0	50MU154□A13216
	0.22	3.2	1.6	1.0	50MU224□A13216
	0.33	3.2	1.6	1.4	50MU334□A23216
	0.47	3.2	2.5	1.4	50MU474□B13225
	0.68	3.2	2.5	1.8	50MU684□B23225
	1.0	4.5	3.2	1.4	50MU105□C14532
	1.5	4.5	3.2	1.8	50MU155□C24532
	2.2	4.5	3.2	2.6	50MU225□C44532
	3.3	5.7	5.0	1.8	50MU335□D15750
	4.7	5.7	5.0	2.6	50MU475□D35750

Rated Voltage (Vdc)	Capacitance (μF)	Size L (mm)	Size W (mm)	Size H (mm)	Part No.
63	0.00010	2.0	1.25	0.8	63MU101□Z12012
	0.00015	2.0	1.25	0.8	63MU151□Z12012
	0.00022	2.0	1.25	0.8	63MU221□Z12012
	0.00033	2.0	1.25	0.8	63MU331□Z12012
	0.00047	2.0	1.25	0.8	63MU471□Z12012
	0.00068	2.0	1.25	0.8	63MU681□Z12012
	0.0010	2.0	1.25	0.8	63MU102□Z12012
	0.0015	2.0	1.25	0.8	63MU152□Z12012
	0.0022	2.0	1.25	0.8	63MU222□Z12012
	0.0033	2.0	1.25	0.8	63MU332□Z12012
	0.0047	2.0	1.25	0.8	63MU472□Z12012
	0.0068	2.0	1.25	0.8	63MU682□Z12012
	0.010	2.0	1.25	0.8	63MU103□Z12012
	0.015	2.0	1.25	0.8	63MU153□Z12012
	0.022	2.0	1.25	0.8	63MU223□Z12012
	0.033	2.0	1.25	1.0	63MU333□Z22012
	0.047	3.2	1.6	1.0	63MU473□A13216
	0.068	3.2	1.6	1.0	63MU683□A13216
	0.10	3.2	1.6	1.0	63MU104□A13216
	0.15	3.2	1.6	1.0	63MU154□A13216
	0.22	3.2	1.6	1.4	63MU224□A23216
	0.33	3.2	2.5	1.4	63MU334□B13225
	0.47	3.2	2.5	1.8	63MU474□B23225
	0.68	4.5	3.2	1.4	63MU684□C14532
	1.0	4.5	3.2	1.8	63MU105□C24532
	1.5	4.5	3.2	2.6	63MU155□C44532
	2.2	5.7	5.0	1.8	63MU225□D15750
	3.3	5.7	5.0	2.6	63MU335□D35750
100	0.0010	3.2	1.6	1.0	100MU102□A13216
	0.0015	3.2	1.6	1.0	100MU152□A13216
	0.0022	3.2	1.6	1.0	100MU222□A13216
	0.0033	3.2	1.6	1.0	100MU332□A13216
	0.0047	3.2	1.6	1.0	100MU472□A13216
	0.0068	3.2	1.6	1.0	100MU682□A13216
	0.010	3.2	1.6	1.0	100MU103□A13216
	0.015	3.2	1.6	1.0	100MU153□A13216
	0.022	3.2	1.6	1.0	100MU223□A13216
	0.033	3.2	1.6	1.0	100MU333□A13216
	0.047	3.2	1.6	1.4	100MU473□A23216
	0.068	3.2	2.5	1.4	100MU683□B13225
	0.10	3.2	2.5	1.8	100MU104□B23225
200	0.00010	3.2	1.6	1.0	200MU101MA13216
	0.0010	3.2	1.6	1.0	200MU102MA13216
	0.010	3.2	1.6	1.4	200MU103MA23216
	0.10	3.2	4.5	2.6	200MU104MC43245

Size Code Conversion

mm	inch
1608	0603
2012	0805
3216	1206
3225	1210
4532	1812
5750	2220
3245	1218

◆DIMENSIONS

(mm)

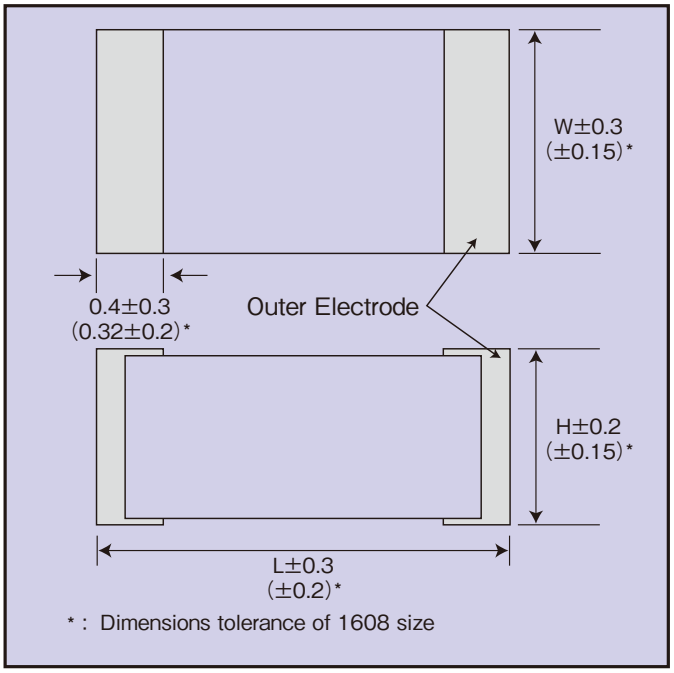

Our website offers the SPICE model (netlist) of PMLCAP® as the data for simulations. Please make use of various circuit design.